




Pillar gear drill with cross table DH 40CT



Shipping information

Packaging Metrics		Weights		Delivery		Other	
Length	950 mm	Gross	410 kg	Delivery	Carrier	DualUse	
Width	760 mm	Net	340 kg	Content	1 pc(s).	SCIP	n/a
Height	1,890 mm					SVHC	No

Root data


	EAN	Customs Tariff Number	Quantity unit
 China	4030635045998	84592900	pc(s).



Description


- Heavy, solid cast version
- Smooth running due to ground gearwheels running in an oil bath
- Large speed range from 95 - 3.200 min⁻¹
- Dual-stage quality industrial electric motor
- Large dimensioned, solid cross table, precisely surface machined, adjustable via 3 handwheels, with integrated longitudinal dimension scale
- Adjustable end stops on cross table
- The height of the gear head and table can be adjusted
- Table guides can be precisely adjusted via adjustable wedge strips
- Massive, precisely surface-treated base plate; can be used as work surface for particularly high work-pieces by swivelling the cross table away
- Right/left rotation
- Drill depth stop
- Thread cutting function

Media information



Gear head

- $\pm 45^\circ$ tilt sideways

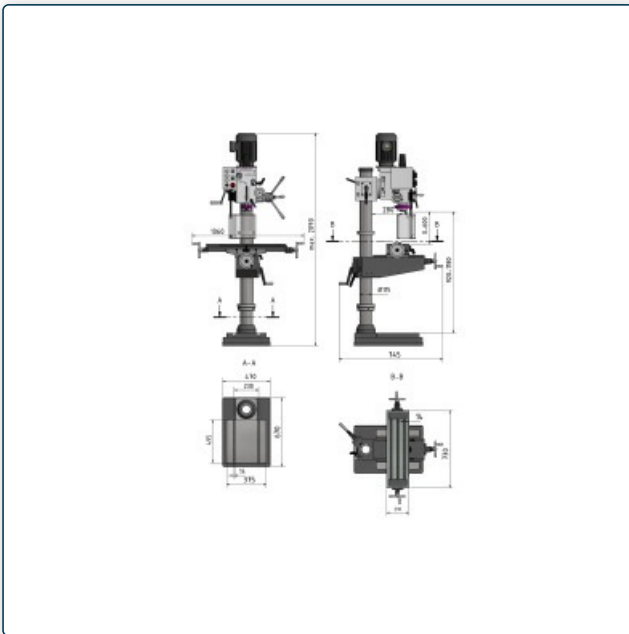


Cross table



Height adjustment

- of the drilling head from 0- 260 mm



Technical data

General features			
Draw-in rod	M 16		
Dimensions and weights			
Length (product) approx.	1060 mm	Column diameter	115 mm
Width/depth (product) approx.	745 mm	Height (product) approx.	2090 mm
Net weight approx.	370 kg		
Drilling performance			
Drilling performance steel (S235JR)	32 mm	Continuous drilling performance steel (S235JR)	25 mm
Thread tapping steel (S235JR)	M 16	Max. shaft milling cutter size	25 mm



Max. sensor head size	76 mm		
Drilling table			
Drilling table workspace length	730 mm	Drilling table workspace width	210 mm
Drilling table T-groove size	14 mm	Drilling table T-groove number	3
Drilling table T-groove spacing	63 mm	Drilling table load bearing capacity	50 kg
Max. distance spindle - drilling table	600 mm		
Speed range			
Speed range	95 3200 min ⁻¹	Number of gears	2 x 6 Steps
Electrical Data			
Drive motor output	1,1 / 1,5 kW	Supply voltage	400 V
Mains frequency	50 Hz		
Machine base			
Max. distance spindle - machine base	1180 mm	Machine base workspace length	495 mm
Machine base workspace width	375 mm	Machine base T-groove size	14 mm
Machine base T-groove number	2	Machine base T-groove spacing	230 mm
Spindle			
Quill stroke	120 mm	Quill diameter	75 mm
Spindle chuck	MT 4	Reach	280 mm
Drilling head rotation	360 °	Drilling head angle	45 °
Quill feed	Manual	Drilling head height adjustment	260 mm
Travel			
Travel X axis manual	480 mm	Travel Y axis manual	180 mm
Travel Z axis manual	560 mm		